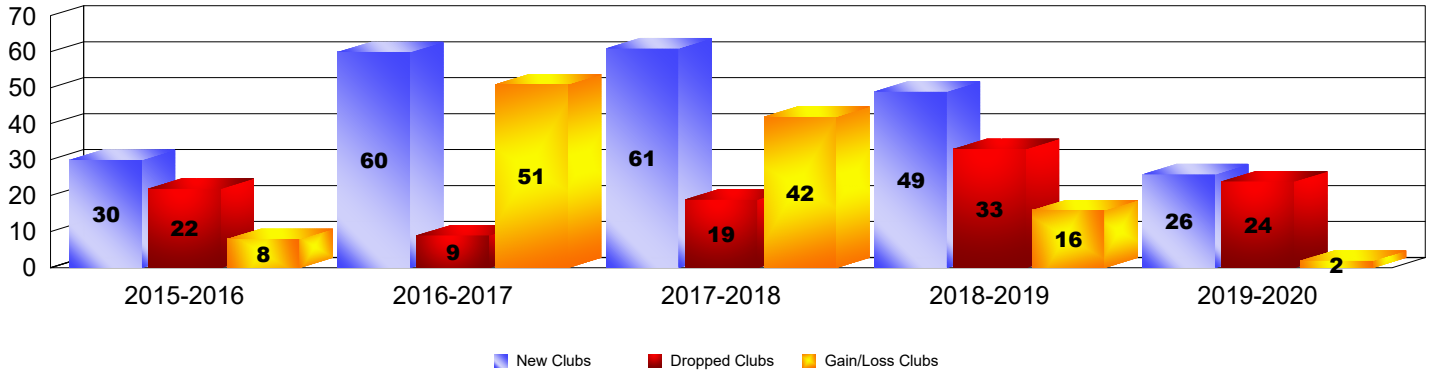


Multiple District 318

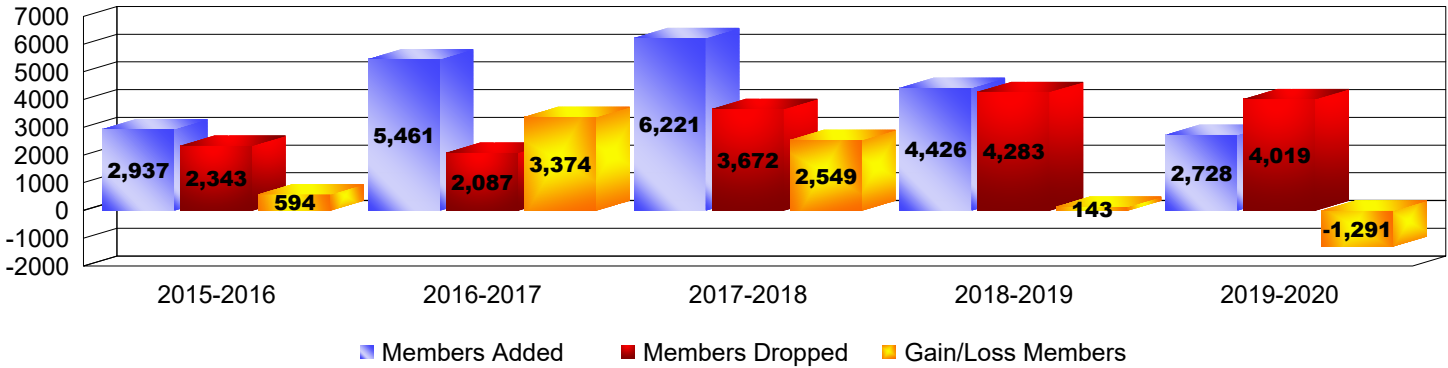
As of June 2020 Cumulative

Year	New Clubs	Dropped Clubs	Gain/Loss Clubs	New Members	Charter Members	Reinstate Members	Transfer Members	Total Member Added	Total Members Dropped	Gain/Loss Members
2015-2016	30	22	8	1,810	938	167	22	2,937	2,343	594
2016-2017	60	9	51	3,502	1,669	239	51	5,461	2,087	3,374
2017-2018	61	19	42	4,005	1,787	402	27	6,221	3,672	2,549
2018-2019	49	33	16	2,518	1,465	430	13	4,426	4,283	143
2019-2020	26	24	2	1,638	820	245	25	2,728	4,019	-1,291
Average	45	21	24	2,695	1,336	297	28	4,355	3,281	1,074


Clubs



Members



Membership Composition June 2020 Cumulative



Gender Comparison June 2020 Cumulative

